



Programmeren



Sociale & Culturele
Van... ..





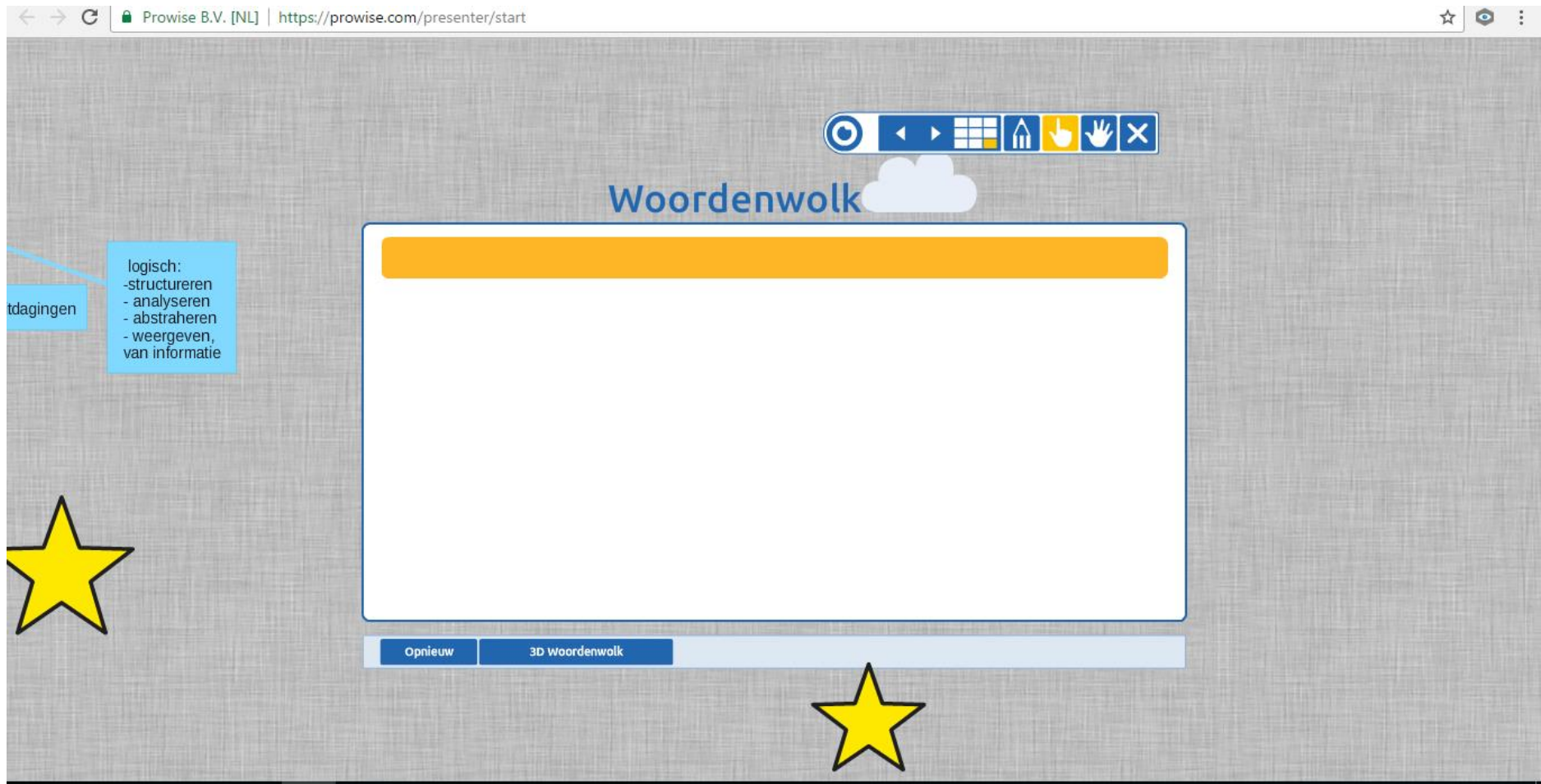
← → ↻ Prowise B.V. [NL] | <https://prowise.com/presenter/start> ☆

logisch:
- structureren
- analyseren
- abstraheren
- weergeven,
van informatie

tdagingen

Woordenwolk


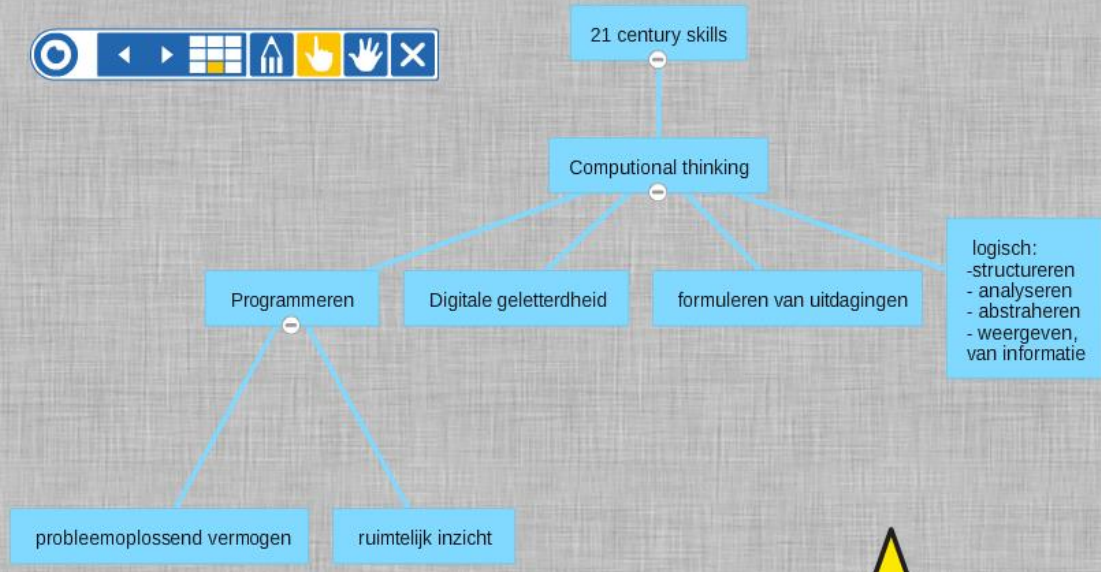
Opnieuw 3D Woordenwolk



Waar denk jij aan bij computational thinking en programmeren? Inventariseren van ideeën via Proconnect.



cy





Programmeerdag stage Nancy



Progr

probleemoplossend vermoge



CodeWise

A grid-based interactive scene titled 'CodeWise'. The scene is divided into a blue water area at the top and a tan beach area at the bottom. In the water, there are several small blue fish and a red and white lifebuoy. On the beach, there is a person in a blue shirt and cap, a striped beach towel, a green beach bucket, and a pair of pink flip-flops. To the right of the scene is a vertical toolbar with a double left arrow and a trash can icon. Below the scene is a toolbar with various icons for moving, rotating, and deleting objects.

Nieuw Karakter Achtergronden



Pak de handdoek, loop naar het water, klee je om.





Andere apps om te programmeren:



← → ↻ Prowise B.V. [NL] | https://prowise.com/presenter/start ☆

eren:

The image shows a presentation slide with a grey textured background. At the top, there is a browser address bar with the URL 'https://prowise.com/presenter/start'. Below the address bar is a navigation toolbar with icons for back, forward, home, search, and close. The main text on the slide is 'Scratch junior' in a large, black, sans-serif font. To the left of the text, there are two small images: one showing a LEGO Technic assembly and another showing the Scratch Junior software interface. A large yellow star is positioned to the right of the text. The word 'm' is partially visible on the right edge of the slide.

Scratch junior

Oprachten gemaakt om Scratch junior te ervaren. Bron van de opdrachten: www.meesterharald.yurls.nl